

Animal Groups

Many animals live in groups. And many of those animal groups have special names. For example, a group of cows is called a kine, and a group of tigers is an ambush.

Draw a picture to show each division of animals into groups. You can use a picture of that animal or any symbol you prefer. Tell the number of animals in each group. Then write a division sentence for each picture.

1. 12 bats separated into 4 equal colonies

2. 15 lions separated into 3 equal prides

3. 20 mice separated into 5 equal nests



4. 21 wolves separated into 7 equal packs



5. 18 dolphins separated into 2 equal schools

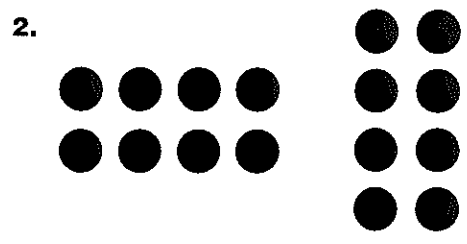
6. 30 pigs separated into 6 equal litters

Arrays and Multiplication

Write a multiplication sentence for each array.

	2 rows \times 3 in each row = 6	$2 \times 3 = 6$
	3 rows \times 2 in each row = 6	$3 \times 2 = 6$





Algebra • Properties Find each missing number.

3. $8 \times 4 = 32$
 $4 \times \blacksquare = 32$

4. $9 \times 2 = 18$
 $\blacksquare \times 9 = 18$

5. $10 \times 2 = 20$
 $2 \times 10 = \blacksquare$

6. $24 = 6 \times 4$
 $24 = 4 \times \blacksquare$

7. $5 \times 6 = 30$
 $6 \times \blacksquare = 30$

8. $9 \times 4 = 36$
 $4 \times 9 = \blacksquare$

9. $7 \times 9 = 63$
 $\blacksquare \times 7 = 63$

10. $72 = 8 \times 9$
 $72 = 9 \times \blacksquare$

Problem Solving

11. Keesha has a sticker sheet. There are 6 rows of stickers. Each row has 6 stickers. How many stickers does Keesha have?



Model Groups

Make up your own symbol for one thing.
It can be a circle, a star, or something fancier.
Draw your symbol in the space at right.

Use your symbol to draw each set below.
Then write an addition sentence and a
multiplication sentence for each model.

My symbol for one thing:

1. 2 groups of 4



2. 3 groups of 5


3. 5 groups of 9

4. 6 groups of 2

Relate Multiplication and Division

Use the array to complete each number sentence.

	$2 \times 4 = 8$	
2 ↑ number of rows	× 4 ↑ number in each row	= 8 ↑ number in all
8 ↑ number in all	÷ 2 ↑ number of rows	= 4 ↑ number in each row




$4 \times \underline{\hspace{2cm}} = 20$

$20 \div \underline{\hspace{2cm}} = 5$



$\underline{\hspace{2cm}} \times 5 = 10$

$\underline{\hspace{2cm}} \div 2 = 5$



$3 \times \underline{\hspace{2cm}} = 6$

$6 \div \underline{\hspace{2cm}} = 2$

Draw an array for each multiplication sentence. Then write a related division sentence.

4. $4 \times 3 = 12$

5. $3 \times 5 = 15$

6. $2 \times 8 = 16$

Problem Solving

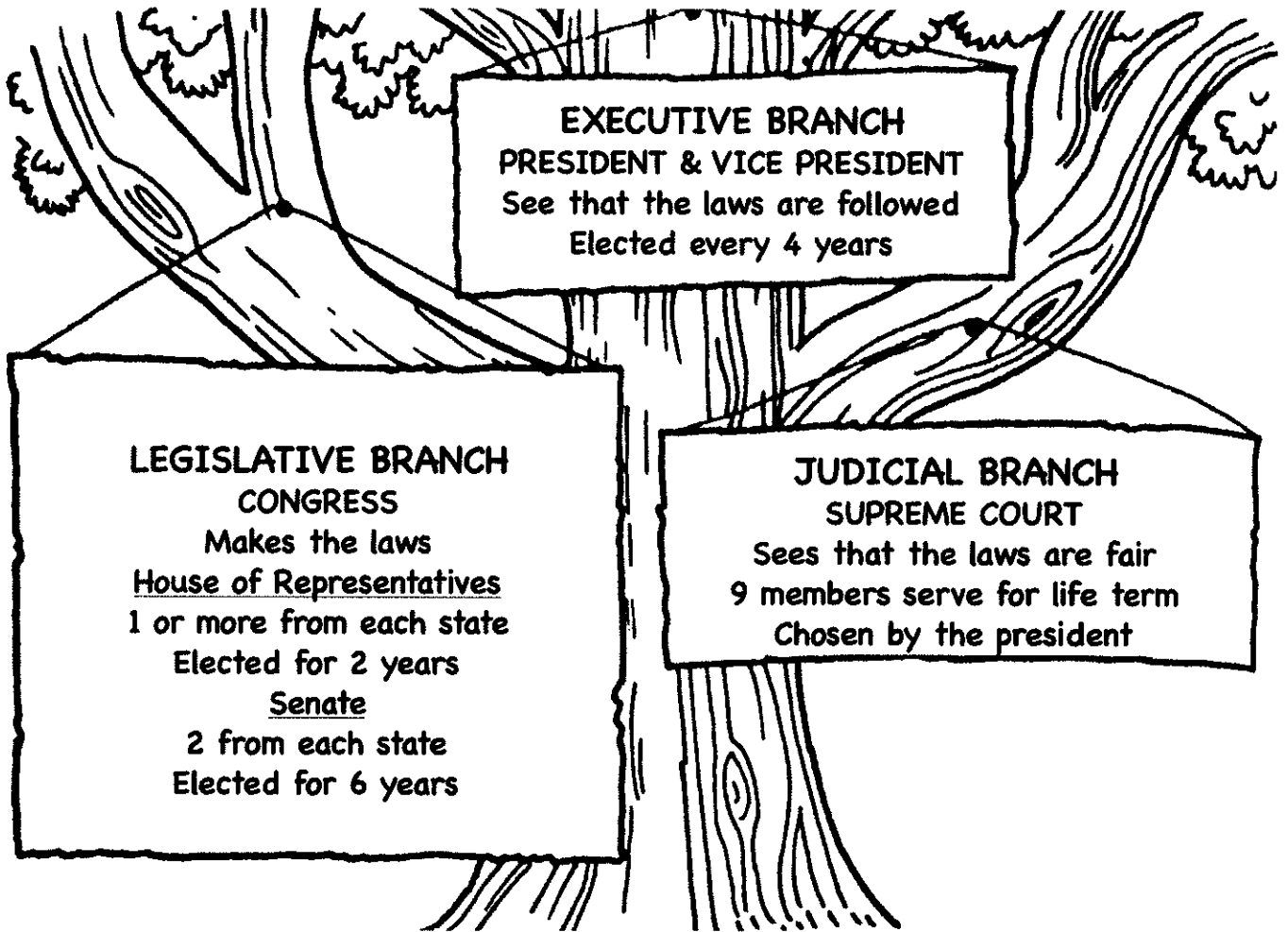
Show your work.

7. The school flag has 16 stars arranged in rows. There are 4 stars in each row. How many rows of stars are on the flag?

The Three Branches of Government
by Marjorie Frank

The third graders have discovered that the United States government is like a tree because it has branches. They have drawn a tree to show the three branches of government. Study the tree. Then use the Internet to help you answer the questions below.

The Three Branches of Government



1. Who is the president? _____

2. Who is the vice president? _____

Name: _____ Num. _____ Date: _____

3. Name one senator from your state. _____

4. Name one member of the House of Representatives from your state.

5. Name one member of the U.S. Supreme Court. _____

6. In what city are the three branches of government found for the United States? _____

6. Name the governor of your state. _____

7. Name the lieutenant governor of your state. _____

8. Where are the three branches of government found for your state?

9. Name your town's mayor. _____

10. In what year will we elect a president again? _____

The Branches of Government

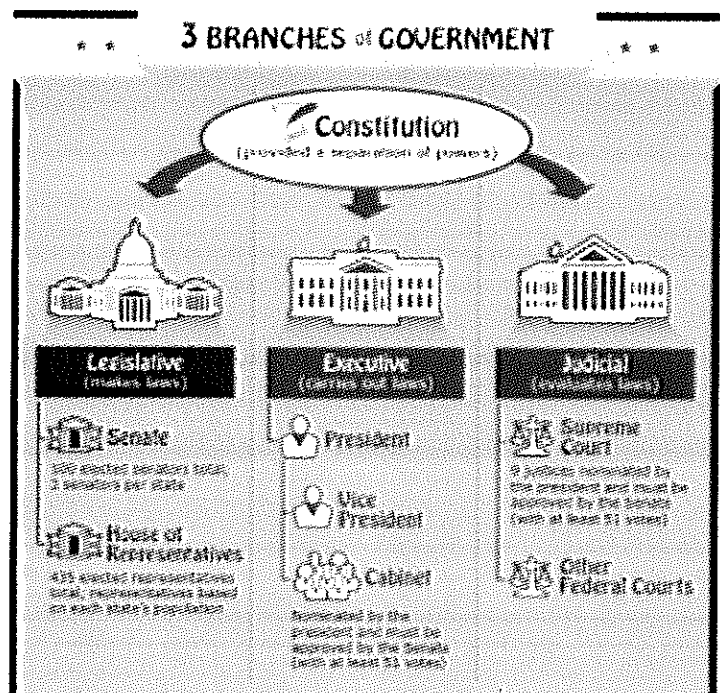
by readworks.org

Think of the United States government as a tree. What is the thickest part of a tree? The trunk. In our government, the people are the trunk. What are the branches?

The Constitution created three branches of government. These branches are the legislative branch, the executive branch, and the judicial branch. Each branch has only the power given to it in the Constitution. This separation is to make sure that no one part of government ever becomes too powerful. Think of the tree again. What would happen if one branch of a tree were huge and the others were just little twigs? The whole tree could snap and fall down!

To make sure that our government does not fall apart, power is carefully balanced between the branches of government. Each branch of government has a way to stop, or "check," the power of the other two branches. For example, imagine the President does not agree with a law passed by Congress. He can veto, or say no to it, so it never happens. If the law passes, and takes away someone's rights, the Supreme Court can rule it is illegal.

The legislative, executive, and judicial branches all check up on each other in different ways. These two important principles are called "separation of powers" and "checks and balances." Together, they help make sure the government works properly and that no one government group, or government official, becomes too powerful.



Name: _____ Num. _____ Date: _____

1. What established the three branches of United States government?
A. the president
B. the king of England
C. the Constitution
D. the Supreme Court
2. Why does this passage compare the government to a tree?
A. to show that government is a part of nature, too
B. to help the reader understand the parts of government
C. to show the reader how cases reach the Supreme Court
D. to explain how government has roots and grows
3. Based on this passage, what can prevent the legislative branch from passing a law that nobody else likes?
A. The Supreme Court has to give approval to all laws first.
B. The legislative branch cannot pass laws, only the President.
C. The President could veto that law so it would never happen.
D. The judicial branch would elect a brand new legislature.
4. The passage "The Branches of Government" is mostly about
A. trees that are important to the United States.
B. famous moments in the history of U. S. government.
C. the role and history of the Supreme Court.
D. different parts of government and how they work together.

5-7. What are the three branches of the United States government?

8. Illegal means something that is against the law. Use the word illegal in a new sentence. _____

9-10 The president can veto a proposed law because the Constitution gives him or her the power.

Who? the president

What can the president do? _____

Why? _____

Name: _____ Num. _____ Date: _____

Branches of Government by k12reader.com

There are three different levels of government in the United States: federal, state and local. People in each level are elected by everyone else to serve and protect the people within the jurisdiction, or area of authority.

The federal government handles relations between the United States and other countries, including war, peace treaties and trade. It is also in charge of printing money and running the military. State governments are responsible for public education, health and safety. Local governments provide services, such as parks, police and fire protection, to members of the community. The federal government is the national level of government. It is divided into three separate branches: the legislative branch, the judicial branch, and the executive branch. The three branches work together to make sure the power is balanced, and no individual branch becomes too powerful. This is known as a system of checks and balances.

Congress is the legislative branch. It is responsible for making laws. Congress is made up of two separate chambers: the Senate, and the House of Representatives. Each state is represented in each chamber. A state elects two senators to the Senate. Each state's representation in the House of Representatives is based on the state's population.

The judicial branch is responsible for interpreting laws and for hearing court cases. These court cases decide if a law has been broken or if a law is unjust. The Supreme Court is our nation's highest court and has power over all lower courts when deciding matters concerning in the U.S. Constitution.

The executive branch is responsible for executing, or carrying out, laws. The president of the United States is in charge of this branch and is helped by his cabinet of advisors. The president signs bills into law and can also veto proposed laws. In addition, the president is commander-in-chief of the U.S. military.

Name: _____ Num. _____ Date: _____

1. What does a system of checks and balances protect against?

2. Which branch of government do the Senate and House of Representatives manage? _____

3-4. Which of the branches of the federal government is divided into two separate chambers? What are the chambers?

5. What is the difference between representation in the House and in the Senate? _____

6. What is the judicial branch responsible for?

7. The president of the U.S. is in charge of which branch of government?


8. If there is a pothole on your street, should you call the federal, state, or local government? _____

9. If the military has to be sent to war, will the federal, state, or local government make the decision? _____

10. Jeremy works for the FBI. He arrests people who break the law. Which branch of the government do you think he works for? _____

Name _____

Fold back the paper along the dotted line. Use the blanks to write each word as it is read aloud. When you finish the test, unfold the paper. Use the list at the right to correct any spelling mistakes.



- | | |
|----------------------------------|------------|
| 1. _____ | 1. date |
| 2. _____ | 2. fine |
| 3. _____ | 3. rose |
| 4. _____ | 4. lake |
| 5. _____ | 5. life |
| 6. _____ | 6. home |
| 7. _____ | 7. safe |
| 8. _____ | 8. rice |
| 9. _____ | 9. globe |
| 10. _____ | 10. plane |
| 11. _____ | 11. wise |
| 12. _____ | 12. smoke |
| 13. _____ | 13. grade |
| 14. _____ | 14. smile |
| 15. _____ | 15. come |
| Review Words 16. _____ | 16. clap |
| 17. _____ | 17. sick |
| 18. _____ | 18. crop |
| Challenge Words 19. _____ | 19. sneeze |
| 20. _____ | 20. escape |



Name _____

Using the Word Study Steps

1. LOOK at the word.
2. SAY the word aloud.
3. STUDY the letters in the word.
4. WRITE the word.
5. CHECK the word.
Did you spell the word right?
If not, go back to step 1.

Choose the spelling word that best completes the sentence.

1. My favorite flower is a _____.
2. We have to fly in a _____ to visit my grandparents.
3. I make sure to put the _____ on the top of my letters.
4. Dave swims in the _____ every summer.
5. I looked at a _____ to see the country where my pen pal was from.
6. Jill saw _____ at the top of the house and knew there was a fire.
7. My favorite meal for dinner is _____ and chicken.
8. My younger sister is in the first _____.
9. I asked my uncle to _____ over to help me with my homework.
10. To live a long _____ you should exercise and eat healthy food.
11. I wrote my brother a letter to ask him when he was coming _____.
12. My grandfather tells me to always do my homework so I can be _____ when I grow up.
13. I _____ every time I see my new puppy.
14. To be _____ I look both ways when I cross the street.
15. I felt _____ after a lot of rest.



Name _____

date	lake	safe	plane	grade
fine	life	rice	wise	smile
rose	home	globe	smoke	come

Write the spelling words that contain each long vowel sound below.

long a

1. _____
2. _____
3. _____
4. _____
5. _____

long o

11. _____
12. _____
13. _____
14. _____

long i

6. _____
7. _____
8. _____
9. _____
10. _____

Name _____

date	lake	safe	plane	grade
fine	life	rice	wise	smile
rose	home	globe	smoke	come

It Takes Three

Write a spelling word that goes with the other two words.

1. pond, sea, _____
2. world, Earth, _____
3. smart, clever, _____
4. tulip, daisy, _____

What Does It Mean?

Write a spelling word that matches each clue below.

5. The place where you live _____
6. The day of the year _____
7. Not a frown _____
8. Flying machine _____
9. Rises from a fire _____
10. Out of harm's way _____
11. A side dish _____
12. A class or year in school _____
13. Arrive _____
14. Feeling well _____
15. A person's time on Earth _____

Name _____

There are five spelling mistakes in this letter. Circle the misspelled words. Write the words correctly on the lines below.

Dear Aunt Mary,

I am back in Boston! Our plain ride was fun. It was cool to look out the window and see the mountains and clouds. I even saw the layk when we were taking off! The people in those little cars had no idea I was watching them. It was great!

It was great to visit you, but I'm glad to be hoom, saif and sound. We must make sure to talk often. I will try to write you as many letters as I can. Please com and see us soon.

Love,
Margaret

1. _____

4. _____

2. _____

5. _____

3. _____

Writing Activity

Write a letter to your friend describing a trip you would like to take. Use at least three spelling words in your description.

Name _____

Look at the words in each set below. One word in each set is spelled correctly. Look at Sample A. The letter next to the correctly spelled word in Sample A has been shaded in. Do Sample B yourself. Shade the letter of the word that is spelled correctly. When you are sure you know what to do, go on with the rest of the page.

Sample A:

- Ⓐ gayt
- Ⓑ gate
- Ⓒ gaat
- Ⓓ gat

Sample B:

- Ⓔ niec
- Ⓕ nice
- Ⓖ nyce
- Ⓗ naice

1. Ⓐ date
Ⓑ dayt
Ⓒ dait
Ⓓ dayte

6. Ⓔ hoam
Ⓕ home
Ⓖ howme
Ⓗ haum

11. Ⓐ wyse
Ⓑ wise
Ⓒ waise
Ⓓ wize

2. Ⓔ fin
Ⓕ fyn
Ⓖ fine
Ⓗ faine

7. Ⓐ saife
Ⓑ saif
Ⓒ seyfe
Ⓓ safe

12. Ⓔ smoak
Ⓕ smok
Ⓖ smoake
Ⓗ smoke

3. Ⓐ rose
Ⓑ roze
Ⓒ roase
Ⓓ roaze

8. Ⓔ ric
Ⓕ riis
Ⓖ rice
Ⓗ ryce

13. Ⓐ grayd
Ⓑ grade
Ⓒ graid
Ⓓ graed

4. Ⓔ lake
Ⓕ lacke
Ⓖ layk
Ⓗ laike

9. Ⓐ gloob
Ⓑ gloab
Ⓒ globe
Ⓓ gloabe

14. Ⓔ smyle
Ⓕ smiyel
Ⓖ smayle
Ⓗ smile

5. Ⓐ leyf
Ⓑ lyfe
Ⓒ life
Ⓓ lyf

10. Ⓔ playn
Ⓕ plaen
Ⓖ plaine
Ⓗ plane

15. Ⓐ come
Ⓑ kome
Ⓒ coome
Ⓓ coam