

# homework

## Third Grade

Name \_\_\_\_\_

Week of Dec. 3-7

### Assignments

MONDAY	Math: Multiplication Concepts wksht Sci. Moon Phases wksht LUNAR LOG
TUESDAY	Math: Multiplication Concepts wksht Sci. Moon Phases wksht LUNAR LOG
WEDNESDAY	Math: Multiplication Concepts Sci. Moon Phases wksht LUNAR LOG
THURSDAY	Math: REFLEX Sci. Moon Phases wksht LUNAR LOG
FRIDAY	Have a great weekend!

### Challenge

What was the first man made object to be sent into space?  
What country did it come from?

### Reminders

We started a unit in Science last week on Earth/Space Cycles. The students are bringing home a project called the Lunar Log. Students will observe the moon daily and draw the phase along with a brief description in their Lunar Logs. Please make sure your child is observing the moon each night (or morning) and recording their observations. The Logs will be handed in when we return from Winter break. If it happens to be cloudy or you cannot see the moon, please record that in the Log.

We also started Multiplication this week! Multiplication is one of the MOST IMPORTANT concepts students learn in Math in 3<sup>rd</sup> grade and it is very important that your child master these facts up to 12x12. REFLEX is a GREAT resource for your child to use to master their multiplication facts.

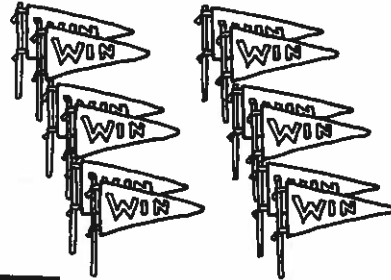


Name \_\_\_\_\_

# Explore: Understanding Multiplication

R 5-1


How many groups of pennants?  
 How many pennants in each group?  
 How many pennants in all?  
 You can use a multiplication table to show the information.




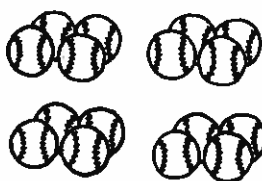
Item	Number of Groups	Number in Each Group	Number in All
pennants	2	6	12

Multiplication sentence:  $2 \times 6 = 12$

Find the total number for each group. Make a table if you need help.

1.  How many groups? \_\_\_\_\_  
 How many in each group? \_\_\_\_\_  
 Multiplication sentence: \_\_\_\_\_  $\times$  \_\_\_\_\_ = \_\_\_\_\_

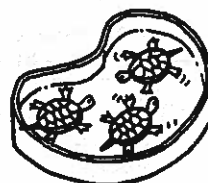


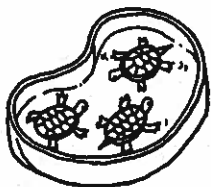
2.  How many groups? \_\_\_\_\_  
 How many in each group? \_\_\_\_\_  
 Multiplication sentence: \_\_\_\_\_  $\times$  \_\_\_\_\_ = \_\_\_\_\_

3.  How many groups? \_\_\_\_\_  
 How many in each group? \_\_\_\_\_  
 Multiplication sentence: \_\_\_\_\_  $\times$  \_\_\_\_\_ = \_\_\_\_\_

Name \_\_\_\_\_

# Explore: Understanding Multiplication

P 5-1



Fill in the table.

1. Write the different kinds of class pets.
2. Write the number of groups.
3. Write the number in each group.

Class Pet	Number of Groups	Number in Each Group

Look at the numbers in your table. Think of different ways to find the total number of each kind of animal. Write a multiplication sentence to answer each question.

4. How many turtles are there in all? \_\_\_\_\_
5. How many birds are there in all? \_\_\_\_\_
6. How many gerbils are there in all? \_\_\_\_\_

Name \_\_\_\_\_

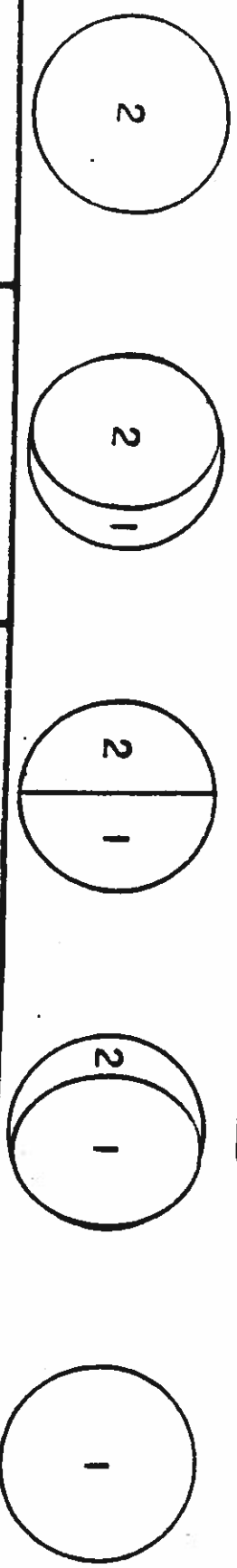
### Moon Magic

Could the moon be magic? Is that how it changes shape? Of course not! The moon is round. Like the earth, it gets light from the sun. The sun always shines on the moon. The moon is always moving, too. Sometimes we see the side of the moon that the sun is shining on. That is called a full moon. At other times we don't see the moon at all. That is called a full moon. At other times we don't see the moon at all. That is called a full moon is shining on the other side of the moon! Sometimes we only see a part of the moon that is lit up by the sun. Now you know the secret of "moon magic."



Discover the phases of the moon.  
Use the color code.

1—yellow  
2—black



Cut out the names. Glue below the matching moon phase.

The Education Center, Inc. • THE MIRROR • PAPER • December 1988

new moon		gibbous moon		crescent moon		full moon		quarter moon	
----------	--	--------------	--	---------------	--	-----------	--	--------------	--





Name \_\_\_\_\_

# Relating Multiplication and Addition

R 5-2

You can add to find out how many in all.

How many groups? 4

How many in each group? 2

How many in all?  $2 + 2 + 2 + 2 = 8$



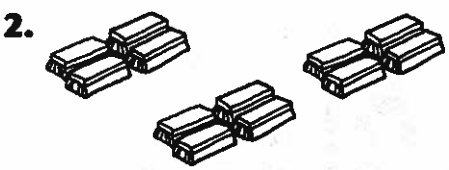
Answer the questions. Then complete each number sentence.



How many groups? \_\_\_\_\_

How many in each group? \_\_\_\_\_

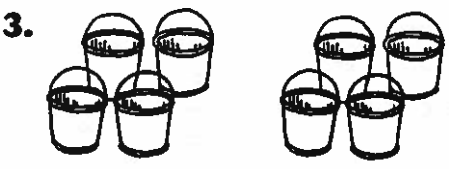
How many in all? \_\_\_\_\_ + \_\_\_\_\_ + \_\_\_\_\_ = \_\_\_\_\_



How many groups? \_\_\_\_\_

How many in each group? \_\_\_\_\_


How many in all? \_\_\_\_\_ + \_\_\_\_\_ + \_\_\_\_\_ = \_\_\_\_\_



How many groups? \_\_\_\_\_

How many in each group? \_\_\_\_\_

How many in all? \_\_\_\_\_ + \_\_\_\_\_ = \_\_\_\_\_



How many groups? \_\_\_\_\_

How many in each group? \_\_\_\_\_

How many in all? \_\_\_\_\_ + \_\_\_\_\_ = \_\_\_\_\_



Name \_\_\_\_\_

## Relating Multiplication and Addition

**P 5-2**

Write an addition sentence and a multiplication sentence for each picture.

1.  $\square\square\square\square\square\square$

$\square\square\square\square\square\square$

\_\_\_ + \_\_\_ = \_\_\_

\_\_\_  $\times$  \_\_\_ = \_\_\_

2.  $\triangle\triangle\triangle\triangle\triangle$

$\triangle\triangle\triangle\triangle\triangle$

$\triangle\triangle\triangle\triangle\triangle$

\_\_\_ + \_\_\_ + \_\_\_ = \_\_\_

\_\_\_  $\times$  \_\_\_ = \_\_\_

Write a multiplication sentence. Find each product.

3.  $4 + 4 + 4 + 4$

\_\_\_  $\times$  \_\_\_ = \_\_\_

4.  $3 + 3 + 3 + 3 + 3 + 3$






















\_\_\_  $\times$  \_\_\_ = \_\_\_

Use the chart for Problems 5-8.

5. How much do 3 pencils cost? \_\_\_\_\_

6. How much do 5 erasers cost? \_\_\_\_\_

7. Suppose you have 15¢. Can you buy 2 markers? Explain.

8. Suppose you have 24¢. Complete the sentence to tell how many of each item you could buy.

I could buy \_\_\_ pencils, \_\_\_ erasers, or \_\_\_ markers.








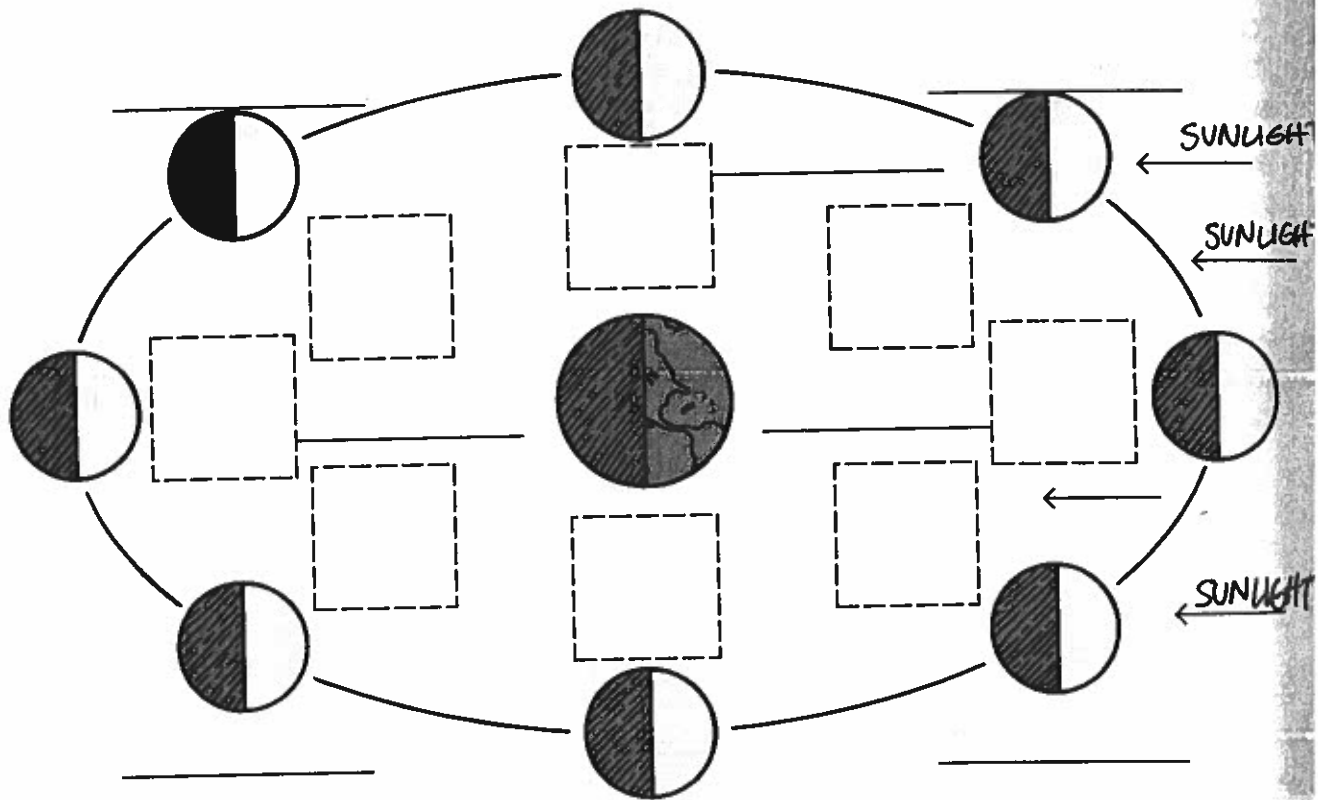
Name \_\_\_\_\_

# Moon's "Faces"

As the moon orbits the Earth, we often see different amounts of the moon's lighted part. Sometimes it looks like a circle, half-circle or thin curved sliver. These different shapes are the moon's phases.

**Directions:**

Cut out the moon's phases (as seen from Earth) at the bottom of this page. Glue them next to the moon phase as seen from space. Label the pictures using the words in the Word Bank. Use a science book to help you.



**Word Bank**

- Full Moon
- New Moon
- Crescent Moon
- Half Moon
- Gibbous Moon




Name: \_\_\_\_\_



# Multiplication Arrays

Write the multiplication fact shown by each array.

**example**


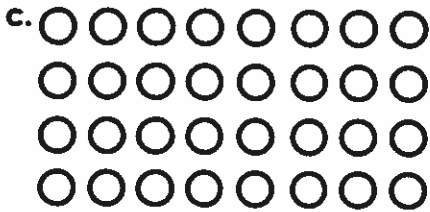


$2 \times 5 = 10$



\_\_\_\_\_



\_\_\_\_\_



\_\_\_\_\_

\_\_\_\_\_




\_\_\_\_\_



\_\_\_\_\_

\_\_\_\_\_

\_\_\_\_\_



\_\_\_\_\_

\_\_\_\_\_

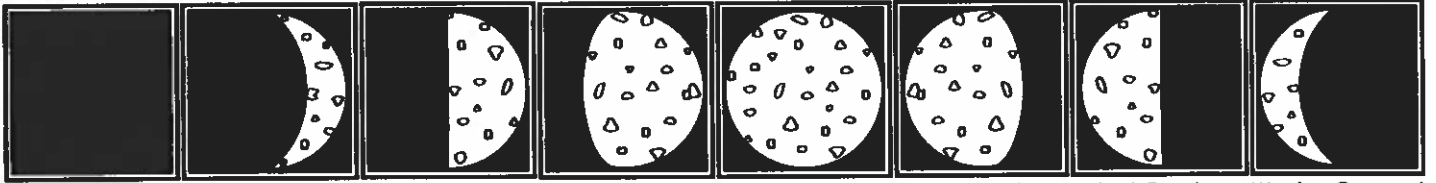
\_\_\_\_\_



Name: \_\_\_\_\_





# Name the Moon Phase

## Moon Phases







New Moon   Waxing Crescent   First Quarter   Waxing Gibbous   Full Moon   Waning Gibbous   Last Quarter   Waning Crescent

Fill in the correct Moon phase for each picture below.



\_\_\_\_\_



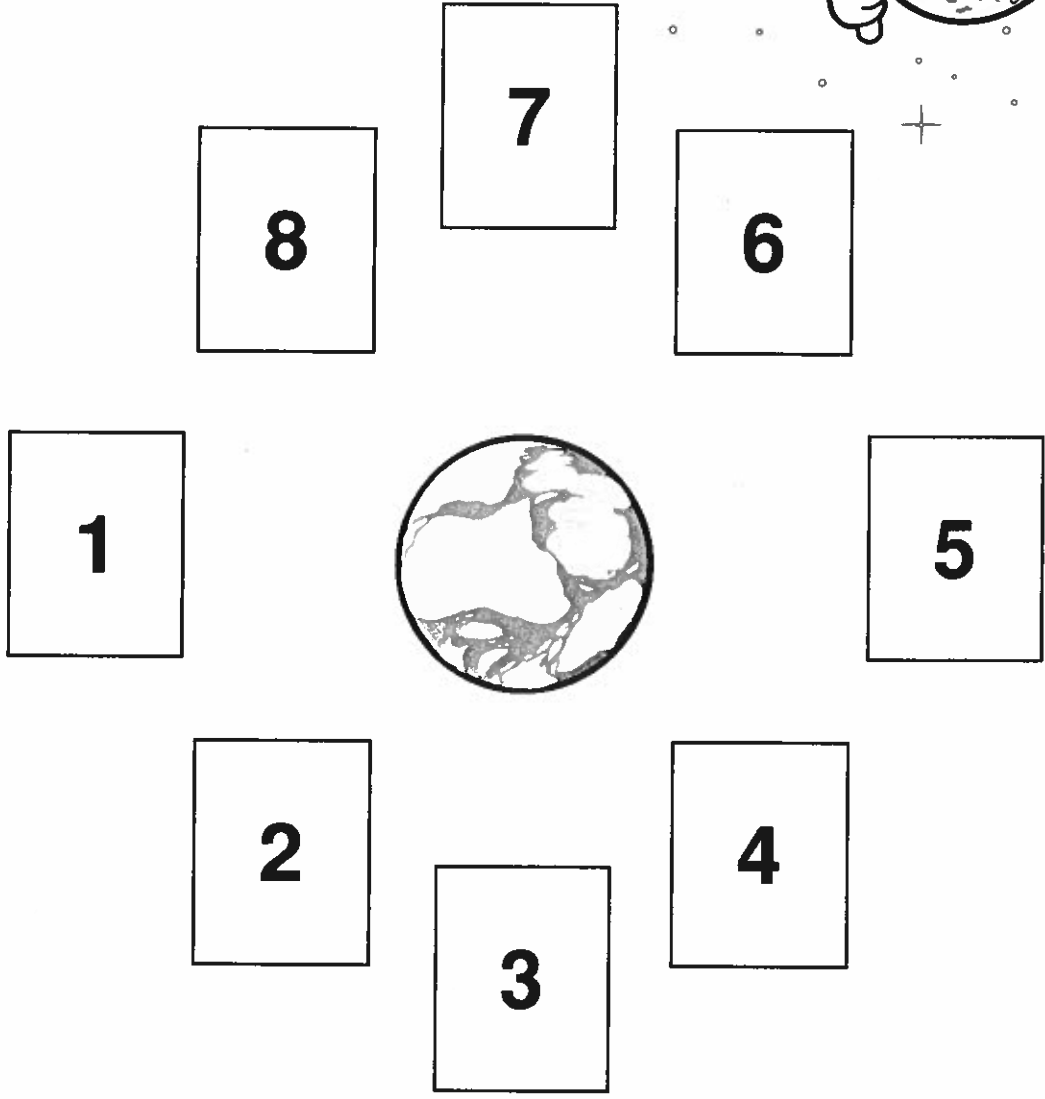

\_\_\_\_\_



Name \_\_\_\_\_

### A Sensational Cycle

Cut apart the moon phase cards.  
Glue the cards in order around Earth.  
Start with the new moon card.



©The Mailbox® • Science in a Box • TEC60894




waning gibbous



new moon



waxing crescent




full moon



waning crescent



first quarter



third quarter



waxing gibbous

