

11 The Final /əl/ Sound

Spelling Focus—The final /əl/ sound is spelled *le* most of the time.

PRONUNCIATION STRATEGY Say each word. Write the Core Words with the final /əl/ sound spelled the following ways.

Core Words

1. apple
2. tumble
3. bottle
4. little
5. handle
6. puddle
7. puzzle
8. wiggle
9. candle
10. pebble
11. tangle
12. jungle
13. marble
14. bubble
15. turtle

My Words

Core Word Sentences

- I ate an apple.
 Did you tumble and fall?
 He filled the bottle with water.
 The little plant grew.
 I can handle the work.
 The rain made a puddle.
 He has all the puzzle pieces.
 Watch the worm wiggle.
 She lit the candle.
 I have a rock and a pebble.
 Don't tangle the wires.
 It is hot in the jungle.
 This is a marble statue.
 The bubble floated in the air.
 The turtle had a green shell.

two different consonants before le

1. _____
2. _____
3. _____
4. _____
5. _____
6. _____
7. _____

the same two consonants before le

1. _____
2. _____
3. _____
4. _____
5. _____
6. _____
7. _____
8. _____



** Whole packet is due*

Name: _____

11/16

MEANING STRATEGY Write the Core Words that best complete the story. Use each word only once.

❖ Saving the Turtles ❖

A turtle reserve in Mexico sits between the _____ of _____ vines and the ocean. The reserve is a place where people take care of sea turtles. When workers see _____ tracks on the beach, they know a mother turtle has laid her eggs. The eggs are larger than a rock, or _____, but smaller than a fruit such as an _____. The workers make sure the eggs are covered with sand.



the eggshells. Then they _____ out. The swirling designs on their shells

look almost like _____.

Baby turtles hatch at night. They look for light shining off the water to find their way to the ocean. A large

_____ of water can be like a _____ to them. They may think it's the ocean at first. Workers hold flashlights to show them the way.

After a few weeks, the _____ turtles start to _____. They crack _____ the water. All the workers are happy. ❖

MEANING STRATEGY Use context clues to write the Core Word that will complete each sentence.

1. A baby drinks juice from a _____.
2. That _____ smells good.
3. The _____ on this suitcase is broken.

Building Spelling Vocabulary

Core Words

1. apple
2. tumble
3. bottle
4. little
5. handle
6. puddle
7. puzzle
8. wiggle
9. candle
10. pebble
11. tangle
12. jungle
13. marble
14. bubble
15. turtle

Review Words

uncle

batting

cutting

mopped

tapped

Challenge Words

single

stumble

needle

jingle

trickle



COMPOUND WORD STRATEGY Write a Core Word to go with each word. Then write the compound word that the two words make.

1. _____ + sauce = _____
2. _____ + neck = _____
3. _____ + gum = _____
4. _____ + light = _____
5. _____ + bar = _____



VISUALIZATION STRATEGY Write the Core Words formed by adding, dropping, or changing one or more letters in each word.

6. tumbling _____
7. littlest _____
8. puddles _____
9. puzzling _____
10. wiggler _____
11. tangled _____
12. jungles _____



PRONUNCIATION STRATEGY Write these Review Words and draw a line between the syllables. If a word has one syllable, write *one*.







1. uncle _____
2. batting _____
3. cutting _____
4. mopped _____
5. tapped _____



VISUALIZATION STRATEGY Write the Challenge Words that fit these clues.

1. They end with *gle*. _____
2. It has two vowels in the middle. _____
3. It contains the word *trick*. _____
4. It rhymes with *crumble*. _____

Proofreading Marks

- | | | | |
|---|-------------|---|-----------------------|
|  | misspelling |  | make a capital letter |
|  | insert |  | make a small letter |
|  | delete |  | add a period |



PROOFREADING STRATEGY Here is a draft of one student's list of items found while exploring. Find four misspelled Core Words. Circle them and write them correctly.

1.	a pebbel as round and shiny as a marbl
2.	a bird's nest in an old aple tree
3.	a large old turtle with a striped shell
4.	a glass bottel filled with little ants

1. _____
2. _____
3. _____
4. _____




MEANING STRATEGY List
Plan to write a list of things you might see while exploring a new place or walking on the beach. Choose and write at least four Core Words and other words that you will use in your list. Write your list on a separate sheet of paper.

- | | |
|----------|----------|
| 1. _____ | 4. _____ |
| 2. _____ | 5. _____ |
| 3. _____ | 6. _____ |

Now proofread both lists and correct any errors.





Reading Skills Practice Test 14



READING COMPREHENSION

Read each story. Then fill in the circle that best completes each sentence or answers each question.

SAMPLE


Thanksgiving has been around for over 350 years. That's when Pilgrims and Native Americans *dined* together. But this holiday has changed a lot! For example, potatoes are a hit today. But the Pilgrims had never even heard of potatoes! And apples were not yet grown in America, so there was no apple pie.

- What is the best title for this story?
 - A. "Thanksgiving Then and Now"
 - B. "Favorite Foods of the Pilgrims"
 - C. "Why Thanksgiving Has Always Been the Same"
 - D. "Home for the Holidays"
- In this story, the word **dined** means
 - A. worked.
 - B. planted.
 - C. ate.
 - D. sang.

A. Students at Table Mound Elementary in Iowa knew all about recycling and other ways to help the Earth. So, they decided to teach the rest of their community about Earth Day. First, they borrowed 500 big brown paper bags from a local food store. Then, they decorated the bags with Earth Day messages and pictures. Later, the kids returned the bags to the store. Shoppers used the bags to take home their groceries.

- This story is mainly about
 - A. ways to save money on groceries.
 - B. Earth Day celebrations around the country.
 - C. one school's Earth Day project.
 - D. art projects using brown bags.

- In this story, the word **returned** means
 - A. took back.
 - B. sold.
 - C. took away.
 - D. shopped.
- What happened first?
 - A. Students decorated brown bags.
 - B. Students borrowed bags from a store.
 - C. Shoppers used the decorated bags.
 - D. Students returned bags to the store.
- You can guess from the story that
 - A. People in Iowa buy lots of groceries.
 - B. Students at Table Mound Elementary are good artists.
 - C. The bags taught shoppers about Earth Day.
 - D. Shoppers in Iowa love the Earth.



B. An area called Patagonia, in Argentina, was home to some of the largest dinosaurs that ever lived. Fernando Novas is a scientist who studies dinosaur bones. He says, "The giants of all giants lived here." One of them, the Giganotosaurus, was a meat-eating monster. It was about 45 feet long and weighed 8 to 10 tons. Another huge dinosaur was called the Argentinosaurus. It was about 100 feet long and weighed 100 tons. It was no meat-eating monster, though. The Argentinosaurus was an *herbivore*. In other words, it ate only plants.

- Which is the name of a giant dinosaur?
 - A. Patagonia
 - B. Argentinosaurus
 - C. Argentina
 - D. Novas
- What is the main idea of this story?
 - A. Some of the largest dinosaurs ever lived in Patagonia.
 - B. Fernando Novas is a scientist who studied dinosaur bones.
 - C. The Giganotosaurus ate huge amounts of meat.
 - D. Some dinosaurs were quite small.
- In this story, the word **herbivore** means
 - A. meat eater.
 - B. giant dinosaur.
 - C. scientist.
 - D. plant eater.
- How large was the Giganotosaurus?
 - A. about 100 feet long.
 - B. over 500 feet long.
 - C. about 45 feet long.
 - D. less than 30 feet long.

C. It's amazing what you can create from a field of maize, or corn. One summer, a farmer in Walden, New York, turned his cornfield into a giant maze. To make the maze, farmer Richard Hodgson planted rows and rows of corn. Then, when the corn was about 10 inches high, farm workers carefully pulled out some of the corn plants. That made a maze pattern in the fields. By late summer, the corn maze was 8 feet high and ready for visitors.

Hundreds of people explored Hodgson's maze. Most people took a whole hour to find their way out. Each group of explorers was given a tall flag. If they got lost, they waved the flag and someone went to help. The maze shut down at the end of the summer. The corn was used to feed farm animals.

- What is the best title for this story?
 - A. "How to Grow Tall Corn"
 - B. "A Farm in New York"
 - C. "What to Feed Farm Animals"
 - D. "An Amazing Maze of Maize"
- The maze was ready for visitors when the corn was
 - A. about 10 inches high.
 - B. about 8 feet high.
 - C. waving tall flags.
 - D. planted in rows.
- Which happened last?
 - A. Hodgson pulled out some corn plants.
 - B. Hodgson planted rows of corn.
 - C. The corn was fed to farm animals.
 - D. The corn plants grew 10 inches high.
- You can guess from the story that
 - A. few visitors came to the maze.
 - B. the maze was pretty hard to go through.
 - C. the maze was really simple.
 - D. everyone who entered the maze got lost.



D. The next time you munch on a peanut-butter sandwich, say thanks to George Washington Carver. This African-American scientist invented hundreds of products, including everyone's favorite sandwich spread.

Carver was born around 1860. He became an expert in science and farming. In 1897, he learned that farmers in the Southern U.S. were having a problem. These farmers grew a lot of cotton, and the cotton plants were ruining their *soil*.

Carver offered to help. He discovered that planting peanuts every other year would make the soil rich again. Southern farmers began planting peanuts, and the problem was solved.

But soon, there was a new problem. The farmers fed the peanuts to their cows, but there were still many peanuts left over. Carver got to work. He invented 325 different ways to use peanuts. Soon, people

were using peanuts to make everything from cooking oil to ink—and, of course, peanut butter!

- In the story, the word **soil** means
 - A. peanut.
 - B. dirt.
 - C. cotton.
 - D. plant.
- Farmers started growing many peanuts because peanut plants
 - A. grew very quickly.
 - B. were easy to find.
 - C. were good for the soil.
 - D. were cheaper than cotton.
- Which of these is an *opinion*?
 - A. Peanut butter is delicious.
 - B. Carver was born around 1860.
 - C. Farmers fed peanuts to their cows.
 - D. Peanuts grow on plants.

E. Way back when, the Sun and the Moon were very good friends with the Sea. Every day, Sun and Moon visited Sea. They talked and laughed and had a good time. But Sea never visited Sun and Moon, and that hurt their feelings.

Finally, Sun and Moon asked Sea why he never visited. "Your house is not big enough," said Sea. "You would need to build a very, very, big house for me to visit."


So Sun and Moon built a huge house. It was so big that it took a whole day to walk from one end to the other. Sun and Moon felt *confident* that Sea would fit.

The next day, Sea visited. He flowed into the house until the water was waist high. "Should I stop?" he asked.

"No, no," said Sun and Moon. "Come on in." So Sea kept flowing. Soon, he reached the ceiling. Sun and Moon had to sit on the roof. Finally, the whole house was underwater, including the roof. Sun and

Moon had to leap onto a cloud floating by. And that's how Sun and Moon came to live in the sky.

- In this story, the word **confident** means
 - A. scared.
 - B. sure.
 - C. huge.
 - D. ocean.
- Sun and Moon leaped onto a cloud
 - A. because they were angry at Sea.
 - B. because their new house was too big.
 - C. to stay above water.
 - D. to visit friends in the sky.
- This story might go on to tell about
 - A. the biggest house in the world.
 - B. tips for water safety.
 - C. more adventures of Sun and Moon.
 - D. eclipses.



Vocabulary

Which Word Is Missing?

In each of the following paragraphs, a word is missing. First, read the paragraph. Then find the missing word in the list of words beneath the paragraph. Fill in the circle next to the word that is missing.

Sample:

I'm going to take a walk in the rain. But first, I'll grab my _____. I don't want to get wet.

- A. book C. umbrella
 B. sweater D. socks

I had a really large lunch today. I ate two sandwiches, an apple, and a _____ slice of cake. I felt very full by the time I finished all that cake.

- A. tiny C. fruit
 B. thick D. piece

1. Some tigers live in zoos around the world. But tigers in the wild are found only in Asia. In the wild, tigers live in grassy, wooded areas. At one time, about 100,000 tigers roamed the _____ of Asia.

- A. cities C. forests
 B. China D. deserts

2. The Siberian tiger is the world's _____ tiger. It weighs about 500 pounds and is over eight and a half feet tall. The smallest tiger is the Sumatran tiger. It weighs about 250 pounds and is eight feet long.

- A. largest C. fastest
 B. pounds D. heavy

3. Today, tigers are _____ in number. There are only 7,500 tigers left in the wild. In fact, tigers are in danger of dying out.

- A. size C. dead
 B. growing D. shrinking

4. What's happening to the mighty tiger? One problem is that tigers are losing their _____. People have built villages and farms on the land where tigers lived. They have destroyed tiger habitats.

- A. homes C. stripes
 B. speed D. cubs

5. Another problem is hunters. They kill the tigers to make medicine from their bones and to sell the beautiful tiger skins. It is _____ to hunt tigers. But many people break the law.

- A. exciting C. scary
 B. illegal D. boring

6. Who caused the tiger problem? People caused it. Now, it is up to people to _____ the problem. If we don't do something to help tigers they will surely become extinct.

- A. cause C. fix
 B. hide D. write

7. Tiger experts around the world want to help tigers. They had a big meeting in Texas to talk about ways to stop tigers from dying out. School children are also working to keep tigers safe. Schools in the U.S. have raised thousands of dollars to _____ tigers.

- A. hunt C. spend
 B. pet D. save

Name _____ Date _____

$$\begin{array}{r} 8 \\ \times 2 \\ \hline \end{array}$$

$$\begin{array}{r} 7 \\ \times 6 \\ \hline \end{array}$$

$$\begin{array}{r} 2 \\ \times 6 \\ \hline \end{array}$$

$$\begin{array}{r} 9 \\ \times 3 \\ \hline \end{array}$$

$$\begin{array}{r} 6 \\ \times 4 \\ \hline \end{array}$$

$$\begin{array}{r} 6 \\ \times 3 \\ \hline \end{array}$$

$$\begin{array}{r} 7 \\ \times 9 \\ \hline \end{array}$$

$$\begin{array}{r} 1 \\ \times 7 \\ \hline \end{array}$$

$$\begin{array}{r} 7 \\ \times 5 \\ \hline \end{array}$$

$$\begin{array}{r} 7 \\ \times 3 \\ \hline \end{array}$$

$$\begin{array}{r} 0 \\ \times 9 \\ \hline \end{array}$$

$$\begin{array}{r} 7 \\ \times 0 \\ \hline \end{array}$$

$$\begin{array}{r} 0 \\ \times 7 \\ \hline \end{array}$$

$$\begin{array}{r} 6 \\ \times 2 \\ \hline \end{array}$$

$$\begin{array}{r} 7 \\ \times 1 \\ \hline \end{array}$$

$$\begin{array}{r} 1 \\ \times 9 \\ \hline \end{array}$$

$$\begin{array}{r} 1 \\ \times 8 \\ \hline \end{array}$$

$$\begin{array}{r} 9 \\ \times 7 \\ \hline \end{array}$$

$$\begin{array}{r} 3 \\ \times 8 \\ \hline \end{array}$$

$$\begin{array}{r} 2 \\ \times 7 \\ \hline \end{array}$$

$$\begin{array}{r} 8 \\ \times 0 \\ \hline \end{array}$$

$$\begin{array}{r} 9 \\ \times 4 \\ \hline \end{array}$$

$$\begin{array}{r} 6 \\ \times 5 \\ \hline \end{array}$$

$$\begin{array}{r} 9 \\ \times 1 \\ \hline \end{array}$$

$$\begin{array}{r} 9 \\ \times 5 \\ \hline \end{array}$$

$$\begin{array}{r} 4 \\ \times 8 \\ \hline \end{array}$$

$$\begin{array}{r} 8 \\ \times 9 \\ \hline \end{array}$$

$$\begin{array}{r} 6 \\ \times 0 \\ \hline \end{array}$$

$$\begin{array}{r} 8 \\ \times 8 \\ \hline \end{array}$$

$$\begin{array}{r} 8 \\ \times 7 \\ \hline \end{array}$$

Name _____ Date _____

$$\begin{array}{r} 8 \\ \times 2 \\ \hline \end{array}$$

$$\begin{array}{r} 7 \\ \times 6 \\ \hline \end{array}$$

$$\begin{array}{r} 2 \\ \times 6 \\ \hline \end{array}$$

$$\begin{array}{r} 9 \\ \times 3 \\ \hline \end{array}$$

$$\begin{array}{r} 6 \\ \times 4 \\ \hline \end{array}$$

$$\begin{array}{r} 6 \\ \times 3 \\ \hline \end{array}$$

$$\begin{array}{r} 7 \\ \times 9 \\ \hline \end{array}$$

$$\begin{array}{r} 1 \\ \times 7 \\ \hline \end{array}$$

$$\begin{array}{r} 7 \\ \times 5 \\ \hline \end{array}$$

$$\begin{array}{r} 7 \\ \times 3 \\ \hline \end{array}$$

$$\begin{array}{r} 0 \\ \times 9 \\ \hline \end{array}$$

$$\begin{array}{r} 7 \\ \times 0 \\ \hline \end{array}$$

$$\begin{array}{r} 0 \\ \times 7 \\ \hline \end{array}$$

$$\begin{array}{r} 6 \\ \times 2 \\ \hline \end{array}$$

$$\begin{array}{r} 7 \\ \times 1 \\ \hline \end{array}$$

$$\begin{array}{r} 1 \\ \times 9 \\ \hline \end{array}$$

$$\begin{array}{r} 1 \\ \times 8 \\ \hline \end{array}$$

$$\begin{array}{r} 9 \\ \times 7 \\ \hline \end{array}$$

$$\begin{array}{r} 3 \\ \times 8 \\ \hline \end{array}$$

$$\begin{array}{r} 2 \\ \times 7 \\ \hline \end{array}$$

$$\begin{array}{r} 8 \\ \times 0 \\ \hline \end{array}$$

$$\begin{array}{r} 9 \\ \times 4 \\ \hline \end{array}$$

$$\begin{array}{r} 6 \\ \times 5 \\ \hline \end{array}$$

$$\begin{array}{r} 9 \\ \times 1 \\ \hline \end{array}$$

$$\begin{array}{r} 9 \\ \times 5 \\ \hline \end{array}$$

$$\begin{array}{r} 4 \\ \times 8 \\ \hline \end{array}$$

$$\begin{array}{r} 8 \\ \times 9 \\ \hline \end{array}$$

$$\begin{array}{r} 6 \\ \times 0 \\ \hline \end{array}$$

$$\begin{array}{r} 8 \\ \times 8 \\ \hline \end{array}$$

$$\begin{array}{r} 8 \\ \times 7 \\ \hline \end{array}$$

Name _____ Date _____

$$\begin{array}{r} 4 \\ \times 7 \\ \hline \end{array}$$

$$\begin{array}{r} 7 \\ \times 9 \\ \hline \end{array}$$

$$\begin{array}{r} 8 \\ \times 1 \\ \hline \end{array}$$

$$\begin{array}{r} 9 \\ \times 1 \\ \hline \end{array}$$

$$\begin{array}{r} 6 \\ \times 3 \\ \hline \end{array}$$

$$\begin{array}{r} 2 \\ \times 6 \\ \hline \end{array}$$

$$\begin{array}{r} 0 \\ \times 6 \\ \hline \end{array}$$

$$\begin{array}{r} 8 \\ \times 4 \\ \hline \end{array}$$

$$\begin{array}{r} 3 \\ \times 9 \\ \hline \end{array}$$

$$\begin{array}{r} 9 \\ \times 8 \\ \hline \end{array}$$

$$\begin{array}{r} 8 \\ \times 5 \\ \hline \end{array}$$

$$\begin{array}{r} 0 \\ \times 7 \\ \hline \end{array}$$

$$\begin{array}{r} 6 \\ \times 2 \\ \hline \end{array}$$

$$\begin{array}{r} 8 \\ \times 8 \\ \hline \end{array}$$

$$\begin{array}{r} 8 \\ \times 7 \\ \hline \end{array}$$

$$\begin{array}{r} 1 \\ \times 6 \\ \hline \end{array}$$

$$\begin{array}{r} 2 \\ \times 7 \\ \hline \end{array}$$

$$\begin{array}{r} 7 \\ \times 5 \\ \hline \end{array}$$

$$\begin{array}{r} 5 \\ \times 8 \\ \hline \end{array}$$

$$\begin{array}{r} 9 \\ \times 9 \\ \hline \end{array}$$

$$\begin{array}{r} 6 \\ \times 5 \\ \hline \end{array}$$

$$\begin{array}{r} 6 \\ \times 4 \\ \hline \end{array}$$

$$\begin{array}{r} 8 \\ \times 9 \\ \hline \end{array}$$

$$\begin{array}{r} 3 \\ \times 7 \\ \hline \end{array}$$

$$\begin{array}{r} 9 \\ \times 3 \\ \hline \end{array}$$

$$\begin{array}{r} 2 \\ \times 9 \\ \hline \end{array}$$

$$\begin{array}{r} 7 \\ \times 0 \\ \hline \end{array}$$

$$\begin{array}{r} 3 \\ \times 8 \\ \hline \end{array}$$

$$\begin{array}{r} 6 \\ \times 0 \\ \hline \end{array}$$

$$\begin{array}{r} 9 \\ \times 6 \\ \hline \end{array}$$

Write a Story using Your Spelling Words

A series of horizontal lines for writing a story.